

OverDrive[®] app for Android devices


MEDIA CONSOLE™

Step One

How to install the app:

The mobile Overdrive Media Console app:



1. Open the Google Play Store on your Android device and tap 
2. Type "OverDrive Media Console" in the search box.
3. Tap "search" on the keyboard.
4. When OverDrive Media Console Appears, select this option and tap

INSTALL

OverDrive's mobile app for Android will be ready to use when the download is complete!



Step Two

Opening your new app:

1. Once the download is complete, tap "open." From now on, you will be able to open this app by tapping on its icon on your main screen



2. Once open, tap on this icon again on the top left side of your screen to open up your "my libraries" tab.

- 3.. Tap + Add a Library and type Oscar Grady in the search box, select Eastern Shores Library System and then Wisconsin Public Library Consortium. This will now be listed under "My Libraries" on the main screen. Tap this to get into Overdrive.



For more information about eBooks, Overdrive, or using various devices, feel free to stop by the Circulation Desk or call us at (262) 284-6022.

Step Three

Your OverDrive Account:

1. Tap "sign in" at the top right side of your screen and select Oscar Grady Public Library from the drop-down menu.
2. Enter your library card number (full number on the back of your card, without spaces) and the last 4 digits of your phone number for the PIN to log into your account.

How to Navigate the icons:



Opens browse options for different types of books.



Your personal account. Shows what you have checked out, in your cart and placed on hold.




OverDrive help will re-direct you if you get lost!



Use the search box to look for specific titles, authors or subjects.

Step Four

Checking out and Downloading:

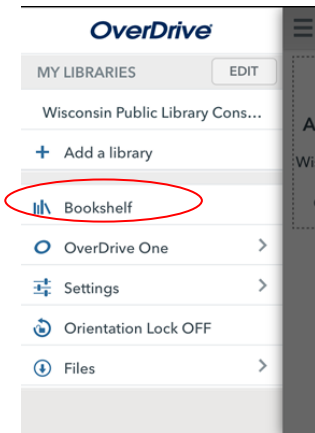
1. Sign into your account
2. Browse for an available title and tap 

3. Tap 

and select Adobe EPUB format for eBooks or MP3 for audio books.

4. Confirm and download.

5. On the main screen, click on Bookshelf to find your new book!



6. Tap on the picture of the book you would like to open. All downloaded titles will disappear from your device on their own at the end of your lending period.



Oscar Grady Public Library
151 S. Main Street
Saukville, WI 53080

(262) 284-6022
www.oscargradylibrary.org

OverDrive App For Android

(phones & tablets)

Oscar Grady
Public Library

