

## DOWNLOAD APP FIRST TIME USE ONLY

Download the Libby app from the app store on your device—

1



Hi!

Open Libby app—


- Select “Hi!” to get started
- Select “Find My Library”  
If Libby guesses your library incorrectly
- Select “No...” then
- Select “No, I’ll Search For A Library”  
Search by Library name, city or zip code
- Click on your library

2

Add your library card—

- Select “Add Your Card”  
On the right side of the Wisconsin’s Digital Library collection homepage
- Select “Monarch Library System” from the drop down menu
- Type your **CARD NUMBER** and **PIN** in the appropriate boxes
- Select “SIGN IN”

3

**DID YOU KNOW?** You may add multiple library cards by selecting  from the Library side of your Libby app interface. Then select “Library Cards” > “Add Another Card”


Need more help with Libby?

Visit [help.libbyapp.com](http://help.libbyapp.com)  
or contact us at

**Oscar Grady Public Library**

151 South Main Street  
Saukville, WI 53080  
(262) 284-6022

[www.oscargradylibrary.org](http://www.oscargradylibrary.org)




Oscar Grady Public Library

Libby is brought to you by  
your local library  
and OverDrive



**WISCONSIN'S**  
DIGITAL LIBRARY



Brochure created by Monarch Library System for use as a patron guide by Monarch member libraries and affiliates-- Information gathered from OverDrive Resource Center and Cedarburg Public Library ••••• MonarchPrintShop171003

# libby

One-tap reading app  
from your library

3  
steps

BORROW LIBRARY  
eBooks &  
eAudiobooks  
FOR FREE

**3 Step Guide**



Smartphones

Tablets

Windows 10 Computers

# DOWNLOAD

## eBooks & eAudiobooks

1

### OPEN THE LIBBY APP

- Libby will take you to Wisconsin's Digital Library (WDL) homepage
- If your library card is not linked to the app, please see step 3 of **DOWNLOAD APP** (on reverse side)

2

### BROWSE | SEARCH

#### Option #1: Browse the collections in Wisconsin's Digital Library Collection–

- Scroll down the WDL homepage until you find “Popular Collections”
- Select one of the genres or select “Explore our collections” to see more genre options
- View all results or add filters by tapping on your preferred format or genre(s)  
Filtering options are underlined and listed by the number of items that match your search
- Select the ⊕ icon to set preferences such as availability, audience, and more

#### Option #2: Search Wisconsin's Digital Library Collection–

- Select “Search the catalog...” on the upper left of the WDL homepage
- Type the name of a title, author, or genre
- View all results or add filters by tapping on your preferred format or genres  
Filtering options are underlined and listed by the number of items that match your search
- Select the ⊕ icon to set preferences such as availability, audience, and more

3

### BORROW | PLACE HOLD

#### Option #1: Borrow a book–

- If a book is available right away, it will have a “Borrow” option next to it
- Select “Borrow” to get this book right away
- Select “Open Book” to begin reading
- Select “Go to Shelf” to view/access your loans, open a book, or send book to a device  
See insert for directions on how to send a book to your Kindle device
- Select “Keep Browsing” to look for additional titles

#### Option #2: Place a hold on a book–

- If a book is not available right away, select “Place Hold” to be added to the queue
- Enter an email address to receive an email notification when the book is ready for you
- Select “Place Hold!”
- Select “Keep Browsing” to look for additional titles
- Select “Edit Hold” to make changes to your hold

HOW TO  
EXTEND  
LOAN  
PERIODS!

The maximum loan period for eBooks is 21 days and eAudiobooks 14 days

If your loan period appears to be less than this–

- Select the underlined date before borrowing a book to extend your loan

Or–

- Log in to the WDL website:  
–wplc.overdrive.com–  
and select  
“My account>settings”  
to view and edit loan period default options

2-TAP  
RENEWALS!

1

TAP the cover of the title from your Shelf in the Libby app

2

TAP “Renew Loan”

You may renew a title 72 hours prior to the expiration time only if there are no other holds



**CLICK TO ACCESS MANY FEATURES**  
Including Settings, Preferences, and Tips & Secrets!

HAPPY READING!